


2023 USBA National Championship Qualifications

Carom Billiards, Lauderdale, FL

May 4 to 6

Group A 	Vo	Corona	Diaz	Rossmann	Kang	Pyun	Pinzon	WIN/LOSS	TOTAL POINTS	TOTAL INNINGS	GRAND AVERAGE	HIGH RUN	BEST GAME	FINAL RANKING
Quoc Tuan Vo			25 4 1.000	25 5 1.000	25 5 0.893	29 4 0.862	34 5 0.735	5 0	125	141	0.887	5	1.000	
Jesus Corona			32 4 0.688	44 6 0.568	22 6 0.909	36 3 0.694	42 3 0.452	2 3	111	176	0.631	6	0.694	
Juan Diaz	24 5 0.708	32 3 0.781		36 4 0.694	23 4 1.087		23 8 1.087	4 1	117	138	0.848	8	1.087	
Tom Rossmann	25 4 0.520	43 3 0.419	35 1 0.257		25 4 0.480		57 5 0.439	1 4	77	185	0.416	5	0.439	
Michael Kang	27 3 0.778	22 5 1.136	22 3 0.773	25 5 1.000		30 9 0.833		3 2	113	126	0.897	9	1.136	
Chang Pyun	29 3 0.483	36 2 0.250			29 2 0.448		45 3 0.556	1 3	61	139	0.439	3	0.556	
Jorge Pinzon	34 3 0.559	42 2 0.595	22 2 0.364	56 4 0.429		45 2 0.267		1 4	88	199	0.442	4	0.595	
TOURNAMENT AVERAGE:										0.627				

2023 USBA National Championship Qualifications

Carom Billiards, Lauderdale, FL

May 4 to 6

Group B




	Torres	Fierro	Matheny	Ramirez	Cuzzi	Rodriguez	Patino	WIN/LOSS	TOTAL POINTS	TOTAL INNINGS	GRAND AVERAGE	HIGH RUN	BEST GAME	FINAL RANKING
Miguel Torres			27 7 0.926	18 2 0.611	20 3 0.750	32 3 0.781	17 4 1.059	2/3	94	114	0.825	7	0.926	
Carlos Fierro			67 3 0.373	34 5 0.529	33 3 0.455	35 2 0.229	17 2 0.412	1/4	73	186	0.392	5	0.373	
Darin Matheny	27 7 0.148	66 2 0.212		29 1 0.069	30 3 0.233		12 1 0.250	0/5	30	164	0.183	7	0.000	
David Ramirez	19 4 1.316	35 4 0.714	29 4 0.862		16 6 1.563		21 5 0.619	4/1	113	120	0.942	6	1.563	
Victor Cuzzi	20 6 1.250	33 5 0.758	31 6 0.806	15 2 0.600		44 3 0.500		3/2	106	143	0.741	6	1.250	
Jorge Rodriguez	31 4 0.677	36 3 0.694			44 3 0.568		12 4 0.833	2/2	81	123	0.659	4	0.694	
Hugo Patino	18 5 1.389	18 4 1.389	13 7 1.923	22 5 1.136		13 6 1.923		5/0	125	84	1.488	7	1.923	
TOURNAMENT AVERAGE:											0.666			

2023 USBA National Championship Qualifications

Carom Billiards, Lauderdale, FL


May 4 to 6

Group C 	Lee	Pachon	Lee	Contreras	Nguyen	Meija	Ozan	WIN/LOSS	TOTAL POINTS	TOTAL INNINGS	GRAND AVERAGE	HIGH RUN	BEST GAME	FINAL RANKING
Kang Lee			19 5 25 1.316	32 4 25 0.781	14 7 25 1.786	27 4 25 0.926	24 8 25 1.042	5 0	125	116	1.078	8	1.786	
Fabian Pachon			27 2 10 0.370	46 3 25 0.543	29 2 12 0.414	34 3 14 0.412	53 2 25 0.472	2 3	86	189	0.455	3	0.543	
Young Gull Lee	18 6 12 0.667	28 4 25 0.893		29 3 25 0.862	23 5 24 1.043		35 9 25 0.714	3 2	111	133	0.835	9	0.893	
Emilio Contreras	32 4 16 0.500	45 3 14 0.311	29 2 14 0.483		44 4 25 0.568		42 4 25 0.595	2 3	94	192	0.490	4	0.595	
Tyler Nguyen	13 3 7 0.538	30 6 25 0.833	23 4 25 1.087	43 3 19 0.442		51 3 21 0.412		2 3	97	160	0.606	6	1.087	
Jeferson Meija	26 5 13 0.500	34 3 25 0.735			51 4 25 0.490		24 7 25 1.042	3 1	88	135	0.652	7	1.042	
Ahmet Ozan	23 2 6 0.261	52 3 21 0.404	35 2 9 0.257	41 4 18 0.439		24 2 10 0.417		0 5	64	175	0.366	4	0.000	
TOURNAMENT AVERAGE:													0.605	

2023 USBA National Championship Qualifications

Carom Billiards, Lauderdale, FL


May 4 to 6

Group D 		Park	VanderVaart	Grisales	Tarhan	Lawrence	Rivera	Lenis	WIN/LOSS	TOTAL POINTS	TOTAL INNINGS	GRAND AVERAGE	HIGH RUN	BEST GAME	FINAL RANKING
John	Park			20 4 25 1.250	28 7 25 0.893	27 3 25 0.926	45 4 24 0.533	25 4 25 1.000	4 1	124	145	0.855	7	1.250	
Roderick	VanderVaart			35 4 25 0.714	42 3 19 0.452	48 3 25 0.521	26 3 15 0.577	56 3 25 0.446	3 2	109	207	0.527	4	0.714	
Robison	Grisales	19 3 5 0.263	34 2 15 0.441		33 2 8 0.242	39 3 15 0.385		71 2 18 0.254	0 5	61	196	0.311	3	0.000	
Ertan	Tarhan	28 7 23 0.821	43 5 25 0.581	34 4 25 0.735		33 4 23 0.697		43 3 25 0.581	3 2	121	181	0.669	7	0.735	
Ellis	Lawrence	26 3 12 0.462	48 4 24 0.500	39 2 25 0.641	33 4 25 0.758		33 3 19 0.576		2 3	105	179	0.587	4	0.758	
Adrian	Rivera	45 3 25 0.556	27 4 25 0.926			33 4 25 0.758		38 5 25 0.658	4 0	100	143	0.699	5	0.926	
Jairo	Lenis	25 3 10 0.400	55 3 15 0.273	72 4 25 0.347	42 3 20 0.476		38 5 21 0.553		1 4	91	232	0.392	5	0.347	
TOURNAMENT AVERAGE:											0.554				

2023 USBA National Championship Qualifications

Carom Billiards, Lauderdale, FL

May 4 to 6

Group E 	Torres	Keskin	Nguyen	Scerbo	Espinosa	Ugartechea	Zapata	WIN/LOSS	TOTAL POINTS	TOTAL INNINGS	GRAND AVERAGE	HIGH RUN	BEST GAME	FINAL RANKING
Frank Torres			23 5 1.087	22 6 1.136	31 5 0.806	32 5 0.781	24 3 1.042	5 0	125	132	0.947	6	1.136	
Berkay Keskin				28 4 0.893	29 3 0.862	34 3 0.735	35 4 0.714	4 0	100	126	0.794	4	0.893	
Billy Nguyen	23 2 0.304			64 3 0.359	73 4 0.342	58 1 0.241	47 6 0.511	1 4	93	265	0.351	6	0.342	
Tom Scerbo	22 1 0.227	28 1 0.214	65 5 0.385		47 2 0.277		50 3 0.360	1 4	67	212	0.316	5	0.385	
Trinidad Espinosa	30 4 0.533	29 3 0.379	73 4 0.315	47 6 0.532		29 4 0.862		2 3	100	208	0.481	6	0.862	
Henry Ugartechea	32 3 0.625	34 2 0.471	59 3 0.424		29 3 0.379		50 7 0.500	2 3	97	204	0.475	7	0.500	
Eder Zapata	23 4 0.696	34 3 0.353	48 3 0.521	51 4 0.490		50 4 0.440		2 3	100	206	0.485	4	0.521	
TOURNAMENT AVERAGE:											0.504			

2023 USBA National Championship Qualifications

Carom Billiards, Lauderdale, FL

May 4 to 6

Group F




	Piedrabuena	Guldali	Munoz	Hong	Hawkinson	Tuna	Medina	WIN/LOSS	TOTAL POINTS	TOTAL INNINGS	GRAND AVERAGE	HIGH RUN	BEST GAME	FINAL RANKING
Pedro Piedrabuena			18 8 25 1.389	18 4 20 1.111	24 5 25 1.042	23 7 25 1.087	8 14 25 3.125	4 1	120	91	1.319	14	3.125	
John Guldali				26 2 7 0.269	51 4 25 0.490	25 3 25 1.000	37 4 25 0.676	3 1	82	139	0.590	4	1.000	
Larry Munoz	17 2 7 0.412			30 5 25 0.833	21 6 25 1.190	37 4 25 0.676	31 3 25 0.806	4 1	107	136	0.787	6	1.190	
Seung Kwon Hong	19 6 25 1.316	27 3 25 0.926	29 3 17 0.586		26 4 25 0.962		41 3 20 0.488	3 2	112	142	0.789	6	1.316	
Rick Hawkinson	23 2 8 0.348	50 5 14 0.280	21 1 4 0.190	25 2 8 0.320		26 1 1 0.038		0 5	35	145	0.241	5	0.000	
Ergun Tuna	22 2 4 0.182	24 1 7 0.292	36 3 20 0.556		27 6 25 0.926		36 4 17 0.472	1 4	73	145	0.503	6	0.926	
Camilo Medina	7 1 2 0.286	37 3 22 0.595	30 2 11 0.367	42 3 25 0.595		37 3 25 0.676		2 3	85	153	0.556	3	0.676	
TOURNAMENT AVERAGE:													0.646	

2023 USBA National Championship Qualifications

Carom Billiards, Lauderdale, FL


May 4 to 6

Group G 	Groot	Morales	Castillo	Gomez	Hernandez	Fernandez	Gonzales	WIN/LOSS	TOTAL POINTS	TOTAL INNINGS	GRAND AVERAGE	HIGH RUN	BEST GAME	FINAL RANKING
Raymon Groot			25 5 1.000	23 4 0.870	30 4 0.833	17 4 1.471	30 5 0.833	4 1	120	125	0.960	5	1.471	
Jesus Morales				23 6 1.000	42 4 0.595	37 5 0.676	28 2 0.607	2 2	90	130	0.692	6	0.676	
Luis Castillo	25 3 0.720			26 2 0.462	56 4 0.446	48 3 0.521	33 3 0.576	2 3	99	188	0.527	4	0.521	
Edward Gomez	23 4 1.087	23 5 1.087	27 3 0.926		36 5 0.694		21 7 1.190	5 0	125	130	0.962	7	1.190	
Jorge Hernandez	29 1 0.276	41 2 0.390	55 3 0.436	35 3 0.429		34 2 0.735		1 4	88	194	0.454	3	0.735	
Andres Fernandez	16 1 0.438	37 3 0.541	47 1 0.255		33 4 0.515		42 2 0.262	0 5	67	175	0.383	4	0.000	
Olegario Gonzales	30 3 0.300	29 5 0.862	33 3 0.758	20 6 0.750		42 4 0.595		3 2	99	154	0.643	6	0.862	
TOURNAMENT AVERAGE:													0.628	

2023 USBA National Championship Qualifications

Carom Billiards, Lauderdale, FL

May 4 to 6

Group H 	Villegas	Rojas	Checa	Patarroyo	Molina	Rincon	Ceballos	WIN/LOSS	TOTAL POINTS	TOTAL INNINGS	GRAND AVERAGE	HIGH RUN	BEST GAME	FINAL RANKING
Carlos Mario Villegas			24 4 1.042	29 4 0.862	44 3 0.568	33 3 0.667	26 6 0.962	4 1	122	156	0.782	6	1.042	
David Rojas				7 2 0.350	14 2 0.389	17 4 0.500	5 1 0.152	0 4	43	123	0.350	4	0.000	
Mario Checa	24 2 0.292			14 3 0.467	2 1 0.167	23 4 0.697	11 3 0.524	0 5	57	120	0.475	4	0.000	
Hernan Patarroyo	28 4 0.857	20 9 1.250	30 4 0.833		39 3 0.615		25 4 0.714	3 2	123	152	0.809	9	1.250	
Julian Molina	43 3 0.512	37 4 0.676	13 7 1.923	25 4 0.641		25 4 0.610		4 1	122	173	0.705	7	1.923	
Julio Rincon	34 4 0.735	35 4 0.714	33 3 0.758		41 4 0.585		12 3 0.462	3 2	111	169	0.657	4	0.758	
Jovanny Ceballos	26 5 0.577	34 3 0.735	22 6 1.136	20 4 0.571		27 5 0.926		3 2	110	144	0.764	6	1.136	
TOURNAMENT AVERAGE:											0.663			