


2023 USBA National Championship Qualifications

Carom Billiards, Lauderdale, FL


May 4 to 6

Group A 	Vo	Corona	Diaz	Rossmann	Kang	Pyun	Pinzon	WIN/LOSS	TOTAL POINTS	TOTAL INNINGS	GRAND AVERAGE	HIGH RUN	BEST GAME	FINAL RANKING	
Quoc Tuan Vo		19 6 25 1.316	25 4 25 1.000	25 5 25 1.000	28 5 25 0.893	29 4 25 0.862	34 5 25 0.735	6 0	150	160	0.938	6	1.316	1	
Jesus Corona	19 3 12 0.632		32 4 22 0.688	44 6 25 0.568	22 6 20 0.909	36 3 25 0.694	42 3 19 0.452	2 4	123	195	0.631	6	0.694	4	
Juan Diaz	24 5 17 0.708	32 3 25 0.781		36 4 25 0.694	23 4 25 1.087	21 4 25 1.190	23 8 25 1.087	5 1	142	159	0.893	8	1.190	2	
Tom Rossmann	25 4 13 0.520	43 3 18 0.419	35 1 9 0.257		25 4 12 0.480	23 1 1 0.043	57 5 25 0.439	1 5	78	208	0.375	5	0.439	7	
Michael Kang	27 3 21 0.778	22 5 25 1.136	22 3 17 0.773	25 5 25 1.000		30 9 25 0.833	W	4 2	113	126	0.897	9	1.136	3	
Chang Pyun	29 3 14 0.483	36 2 9 0.250	20 2 10 0.500	24 5 25 1.042	29 2 13 0.448		45 3 25 0.556	2 4	96	183	0.525	5	1.042	5	
Jorge Pinzon	34 3 19 0.559	42 2 25 0.595	22 2 8 0.364	56 4 24 0.429	L	45 2 12 0.267		1 5	88	199	0.442	4	0.595	6	
									TOURNAMENT AVERAGE:						0.642

2023 USBA National Championship Qualifications

Carom Billiards, Lauderdale, FL


May 4 to 6

Group B 	Torres	Fierro	Matheny	Ramirez	Cuzzi	Rodriguez	Patino	WIN/LOSS	TOTAL POINTS	TOTAL INNINGS	GRAND AVERAGE	HIGH RUN	BEST GAME	FINAL RANKING
Miguel Torres		39 5 25 0.641	27 7 25 0.926	18 2 11 0.611	20 3 15 0.750	32 3 25 0.781	17 4 18 1.059	3/3	119	153	0.778	7	0.926	3
Carlos Fierro	39 2 15 0.385		67 3 25 0.373	34 5 18 0.529	33 3 15 0.455	35 2 8 0.229	17 2 7 0.412	1/5	88	225	0.391	5	0.373	6
Darin Matheny	27 1 4 0.148	66 2 14 0.212		29 1 2 0.069	30 3 7 0.233	37 3 11 0.297	12 1 3 0.250	0/6	41	201	0.204	3	0.000	7
David Ramirez	19 4 25 1.316	35 4 25 0.714	29 4 25 0.862		16 6 25 1.563	12 8 25 2.083	21 5 13 0.619	5/1	138	132	1.045	8	2.083	2
Victor Cuzzi	20 6 25 1.250	33 5 25 0.758	31 6 25 0.806	15 2 9 0.600		44 3 22 0.500	18 3 12 0.667	3/3	118	161	0.733	6	1.250	4
Jorge Rodriguez	31 4 21 0.677	36 3 25 0.694	37 5 25 0.676	11 3 7 0.636	44 3 25 0.568		12 4 10 0.833	3/3	113	171	0.661	5	0.694	5
Hugo Patino	18 5 25 1.389	18 4 25 1.389	13 7 25 1.923	22 5 25 1.136	19 5 25 1.316	13 6 25 1.923		6/0	150	103	1.456	7	1.923	1
TOURNAMENT AVERAGE:													0.669	

2023 USBA National Championship Qualifications

Carom Billiards, Lauderdale, FL


May 4 to 6

Group C 	Lee	Pachon	Lee	Contreras	Nguyen	Mejia	Ozan	WIN/LOSS	TOTAL POINTS	TOTAL INNINGS	GRAND AVERAGE	HIGH RUN	BEST GAME	FINAL RANKING
Kang Lee		15 6 25 1.667	19 5 25 1.316	32 4 25 0.781	14 7 25 1.786	27 4 25 0.926	24 8 25 1.042	6/0	150	131	1.145	8	1.786	1
Fabian Pachon	14 4 7 0.500		27 2 10 0.370	46 3 25 0.543	29 2 12 0.414	34 3 14 0.412	53 2 25 0.472	2/4	93	203	0.458	4	0.543	6
Young Gull Lee	18 6 12 0.667	28 4 25 0.893		29 3 25 0.862	23 5 24 1.043	39 4 25 0.641	35 9 25 0.714	4/2	136	172	0.791	9	0.893	2
Emilio Contreras	32 4 16 0.500	45 3 14 0.311	29 2 14 0.483		44 4 25 0.568	45 3 19 0.422	42 4 25 0.595	2/4	113	237	0.477	4	0.595	5
Tyler Nguyen	13 3 7 0.538	30 6 25 0.833	23 4 25 1.087	43 3 19 0.442		51 3 21 0.412	54 4 25 0.463	3/3	122	214	0.570	6	1.087	4
Jeferson Mejia	26 5 13 0.500	34 3 25 0.735	39 4 19 0.487	45 3 25 0.556	51 4 25 0.490		24 7 25 1.042	4/2	132	219	0.603	7	1.042	3
Ahmet Ozan	23 2 6 0.261	52 3 21 0.404	35 2 9 0.257	41 4 18 0.439	54 3 22 0.407	24 2 10 0.417		0/6	86	229	0.376	4	0.000	7
TOURNAMENT AVERAGE:													0.592	

2023 USBA National Championship Qualifications

Carom Billiards, Lauderdale, FL


May 4 to 6

Group D 		Park	VanderVaart	Grisales	Tarhan	Lawrence	Rivera	Lenis	WIN/LOSS	TOTAL POINTS	TOTAL INNINGS	GRAND AVERAGE	HIGH RUN	BEST GAME	FINAL RANKING
John	Park	27 4 0.926	20 4 1.250	28 7 0.893	27 3 0.926	45 4 0.533	25 4 1.000	5	1/1	149	172	0.866	7	1.250	2
Roderick	VanderVaart	12 4 0.444	35 4 0.714	42 3 0.452	48 3 0.521	26 3 0.577	56 3 0.446	3	3/3	121	234	0.517	4	0.714	4
Robison	Grisales	5 3 0.263	34 2 0.441	33 2 0.242	39 3 0.385	49 2 0.408	71 2 0.254	0	6/6	81	245	0.331	3	0.000	7
Ertan	Tarhan	23 7 0.821	43 5 0.581	34 4 0.735	33 4 0.697	42 5 0.548	43 3 0.581	3	3/3	144	223	0.646	7	0.735	3
Ellis	Lawrence	12 3 0.462	48 4 0.500	39 2 0.641	33 4 0.758	33 3 0.576	50 5 0.480	2	4/4	129	229	0.563	5	0.758	5
Adrian	Rivera	25 3 0.556	27 4 0.926	49 3 0.510	42 4 0.595	33 4 0.758	38 5 0.658	6	0/6	150	234	0.641	5	0.926	1
Jairo	Lenis	10 3 0.400	55 3 0.273	72 4 0.347	42 3 0.476	51 3 0.490	38 5 0.553	2	4/4	116	283	0.410	5	0.490	6
										TOURNAMENT AVERAGE:					0.549

2023 USBA National Championship Qualifications

Carom Billiards, Lauderdale, FL


May 4 to 6

Group E 	Torres	Keskin	Nguyen	Scerbo	Espinosa	Ugartechea	Zapata	WIN/LOSS	TOTAL POINTS	TOTAL INNINGS	GRAND AVERAGE	HIGH RUN	BEST GAME	FINAL RANKING
Frank Torres		22 9 25 1.136	23 5 25 1.087	22 6 25 1.136	31 5 25 0.806	32 5 25 0.781	24 3 25 1.042	6 0	150	154	0.974	9	1.136	1
Berkay Keskin	22 2 11 0.500		41 3 25 0.610	28 4 25 0.893	29 3 25 0.862	34 3 25 0.735	35 4 25 0.714	5 1	136	189	0.720	4	0.893	2
Billy Nguyen	23 2 7 0.304	40 2 17 0.425		64 3 23 0.359	73 4 25 0.342	58 1 14 0.241	47 6 24 0.511	1 5	110	305	0.361	6	0.342	7
Tom Scerbo	22 1 5 0.227	28 1 6 0.214	65 5 25 0.385		47 2 13 0.277	46 2 25 0.543	50 3 18 0.360	2 4	92	258	0.357	5	0.543	6
Trinidad Espinosa	30 4 16 0.533	29 3 11 0.379	73 4 23 0.315	47 6 25 0.532		29 4 25 0.862	33 2 17 0.515	2 4	117	241	0.485	6	0.862	5
Henry Ugartechea	32 3 20 0.625	34 2 16 0.471	59 3 25 0.424	45 3 24 0.533	29 3 11 0.379		50 7 25 0.500	2 4	121	249	0.486	7	0.500	4
Eder Zapata	23 4 16 0.696	34 3 12 0.353	48 3 25 0.521	51 4 25 0.490	33 3 25 0.758	50 4 22 0.440		3 3	125	239	0.523	4	0.758	3
TOURNAMENT AVERAGE:									0.520					

2023 USBA National Championship Qualifications

Carom Billiards, Lauderdale, FL


May 4 to 6

Group F 	Piedrabuena	Guldali	Munoz	Hong	Hawkinson	Tuna	Medina	WIN/LOSS	TOTAL POINTS	TOTAL INNINGS	GRAND AVERAGE	HIGH RUN	BEST GAME	FINAL RANKING
Pedro Piedrabuena		15 6 25 1.667	18 8 25 1.389	18 4 20 1.111	24 5 25 1.042	23 7 25 1.087	8 14 25 3.125	5 1	145	106	1.368	14	3.125	1
John Guldali	14 2 5 0.357		20 6 22 1.100	26 2 7 0.269	51 4 25 0.490	25 3 25 1.000	37 4 25 0.676	3 3	109	173	0.630	6	1.000	4
Larry Munoz	17 2 7 0.412	20 4 25 1.250		30 5 25 0.833	21 6 25 1.190	37 4 25 0.676	31 3 25 0.806	5 1	132	156	0.846	6	1.250	2
Seung Kwon Hong	19 6 25 1.316	27 3 25 0.926	29 3 17 0.586		26 4 25 0.962	18 7 25 1.389	41 3 20 0.488	4 2	137	160	0.856	7	1.389	3
Rick Hawkinson	23 2 8 0.348	50 5 14 0.280	21 1 4 0.190	25 2 8 0.320		26 1 1 0.038	37 1 7 0.189	0 6	42	182	0.231	5	0.000	7
Ergun Tuna	22 2 4 0.182	24 1 7 0.292	36 3 20 0.556	18 5 17 0.944	27 6 25 0.926		36 4 17 0.472	1 5	90	163	0.552	6	0.926	6
Camilo Medina	7 1 2 0.286	37 3 22 0.595	30 2 11 0.367	42 3 25 0.595	37 3 25 0.676	37 3 25 0.676		3 3	110	190	0.579	3	0.676	5
									TOURNAMENT AVERAGE:					0.677

2023 USBA National Championship Qualifications

Carom Billiards, Lauderdale, FL

May 4 to 6


Group G 

	Groot	Morales	Castillo	Gomez	Hernandez	Fernandez	Gonzales	WIN/LOSS	TOTAL POINTS	TOTAL INNINGS	GRAND AVERAGE	HIGH RUN	BEST GAME	FINAL RANKING
Raymon Groot		23 4 25 1.087	25 5 25 1.000	23 4 20 0.870	30 4 25 0.833	17 4 25 1.471	30 5 25 0.833	5 1	145	148	0.980	5	1.471	1
Jesus Morales	22 3 14 0.636		57 4 23 0.404	23 6 23 1.000	42 4 25 0.595	37 5 25 0.676	28 2 17 0.607	2 4	127	209	0.608	6	0.676	5
Luis Castillo	25 3 18 0.720	58 3 25 0.431		26 2 12 0.462	56 4 25 0.446	48 3 25 0.521	33 3 19 0.576	3 3	124	246	0.504	4	0.521	4
Edward Gomez	23 4 25 1.087	23 5 25 1.087	27 3 25 0.926		36 5 25 0.694	34 3 23 0.676	21 7 25 1.190	5 1	148	164	0.902	7	1.190	2
Jorge Hernandez	29 1 8 0.276	41 2 16 0.390	55 3 24 0.436	35 3 15 0.429		34 2 25 0.735	18 3 6 0.333	1 5	94	212	0.443	3	0.735	6
Andres Fernandez	16 1 7 0.438	37 3 20 0.541	47 1 12 0.255	34 5 25 0.735	33 4 17 0.515		42 2 11 0.262	1 5	92	209	0.440	5	0.735	7
Olegario Gonzales	30 3 9 0.300	29 5 25 0.862	33 3 25 0.758	20 6 15 0.750	18 6 25 1.389	42 4 25 0.595		4 2	124	172	0.721	6	1.389	3
TOURNAMENT AVERAGE:													0.628	

2023 USBA National Championship Qualifications

Carom Billiards, Lauderdale, FL

May 4 to 6

Group H 	Villegas	Rojas	Checa	Patarroyo	Molina	Rincon	Ceballos	WIN/LOSS	TOTAL POINTS	TOTAL INNINGS	GRAND AVERAGE	HIGH RUN	BEST GAME	FINAL RANKING
Carlos Mario Villegas		19 4 25 1.316	24 4 25 1.042	29 4 25 0.862	44 3 25 0.568	33 3 22 0.667	26 6 25 0.962	5 1	147	175	0.840	6	1.316	1
David Rojas	18 2 6 0.333		34 3 15 0.441	20 2 7 0.350	36 2 14 0.389	34 4 17 0.500	33 1 5 0.152	0 6	64	175	0.366	4	0.000	7
Mario Checa	24 2 7 0.292	35 4 25 0.714		30 3 14 0.467	12 1 2 0.167	33 4 23 0.697	21 3 11 0.524	1 5	82	155	0.529	4	0.714	6
Hernan Patarroyo	28 4 24 0.857	20 9 25 1.250	30 4 25 0.833		39 3 24 0.615	38 4 25 0.658	35 4 25 0.714	4 2	148	190	0.779	9	1.250	3
Julian Molina	43 3 22 0.512	37 4 25 0.676	13 7 25 1.923	39 4 25 0.641		41 4 25 0.610	14 8 25 1.786	5 1	147	187	0.786	8	1.923	2
Julio Rincon	34 4 25 0.735	35 4 25 0.714	33 3 25 0.758	38 3 23 0.605	41 4 24 0.585		26 3 12 0.462	3 3	134	207	0.647	4	0.758	5
Jovanny Ceballos	26 5 15 0.577	34 3 25 0.735	22 6 25 1.136	35 4 20 0.571	13 2 5 0.385	27 5 25 0.926		3 3	115	157	0.732	6	1.136	4
TOURNAMENT AVERAGE:											0.672			